



YANMAR

COMPACT WHEELED EXCAVATOR

B75W



Operating weight	7 400 - 8 000 kg
Dig depth	3,5 - 3,9 m
Engine power	55,4 kW (75 hp)
Bucket capacity	87 - 303 l
Lifting force (arm)	38 kN
Breakout force at bucket edge	30 kN

Compact urban excavator and landscaping specialist



COMPACTNESS

The B75W is both a wheeled excavator and an expert in landscaping. It requires only little space and fuel but without compromise comfort for the driver. From work orders to maintenance, everything is at your fingertips, quickly and easily.



ENGINE

Powerful, economical and ecological EU Phase IIIB / EPA Tier 4 Final. The B75W is also equipped with an Eco mode to reduce fuel consumption.



QUALITY OF COMPONENTS

Components developed in Europe and renowned for their excellent quality. The design and performance of the components make it possible to carry out heavy construction tasks and ensure a long service life.



EASY MAINTENANCE

The main organs of the machine are accessible quickly. Trapdoor of maintenance can be opened without tools.





CAB

Designed to ensure maximum comfort and productivity for the operator, the booths are equipped with a damping system for noise and vibration. They are ROPS / FOPS certified.



EASY TO USE

Thanks to their ideal arrangement, the control levers make it possible to carry out movements with exceptional precision. Driving proportional hydraulic circuit.



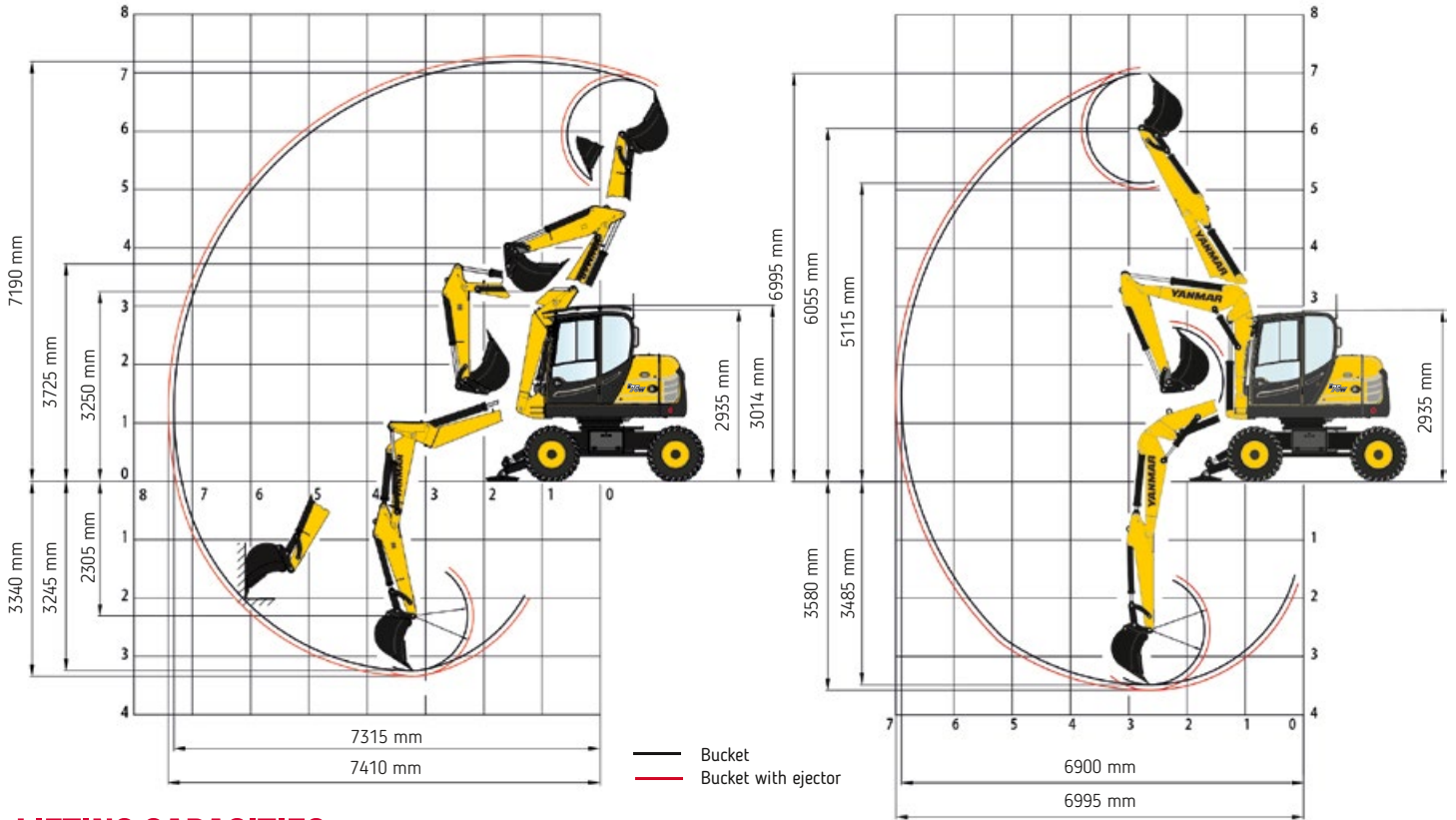
HIGH PERFORMANCE

Improvement of the components of the powerline (hydraulic, distributing engine, pump): not to have to choose between power and compactness. The Yanmar customers can make heavy tasks of construction site in narrow spaces.

SPECIFICATIONS



WORKING RANGES & DIMENSIONS: TWO-PIECE ARTICULATED BOOM



LIFTING CAPACITIES

Height		Load radius from center of ring gear							
Dipperstick 1,600 mm		3.0 m		4.0 m		5.0 m		6.0 m	
		End	Side	End	Side	End	Side	End	Side
3.0 m	S	1,52	1,31	1,30	1,09	1,07	0,89	0,96	0,67
	T	1,48	1,31	1,27	1,09	0,88	0,82	0,68	0,62
1.5 m	S	1,79	1,47	1,35	1,16	1,20	0,84	0,96	0,65
	T	1,71	1,47	1,22	1,08	0,84	0,77	0,66	0,60
0 m	S	2,40	1,75	1,68	1,14	1,22	0,84	0,94	0,69
	T	1,80	1,61	1,16	1,04	0,84	0,76	0,70	0,64
- 0,9 m	S	2,37	1,69	1,68	1,10	1,17	0,83	0,90	0,72
	T	1,70	1,56	1,13	1,02	0,83	0,75	0,71	0,67

All values in tons (t) were determined acc. to ISO 10567 and include a stability factor of 1.33 or 87% of the hydraulic lifting capacity. All values were determined with load hook. With bucket attached, the weight difference between bucket and load hook must be deducted from the permissible operating loads. When used for load hook applications, excavators must be equipped with hose-rupture valves and overload warning device in compliance with EN 474-5. Working equipment: circular boom, twin tires 8.25-20/wide tires 500/45-20, dipperstick 1,600 mm. Abbreviations: S = Supported by blade, T = Traveling

DIMENSIONS

Fig. 1: Excavation within the entire width of the machine

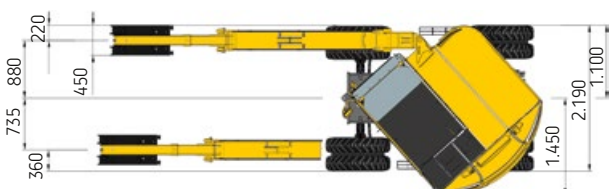


Fig. 2: Working envelope

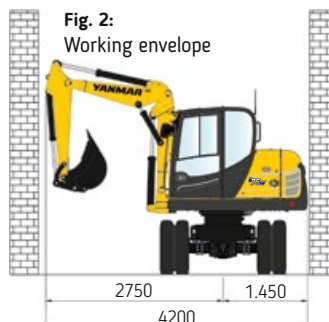


Fig. 3: Transport position



SPECIFICATIONS

[ENGINE]

Manufacturer, model	Deutz, TCD 2.9 L4
Type	Turbo diesel engine with intercooler, exhaust-gas optimised EU Stage III B, EPA TIER IV final
Combustion	4-stroke cycle, Common Rail injection
Number of cylinders	4 in line
Displacement	3 300 cm ³
Net power rating	2,200 rpm 51,3 kW (70 PS)
Max. torque	240 Nm a 1 400 rpm
Cooling system	Water

[ELECTRICAL SYSTEM]

Nominal voltage	12 V
Battery	12 V / 105 Ah
Generator	12 V / 55 Ah
Starter	12 V / 3,1 kW

[TRANSMISSION]

Hydrostatic travel drive, closed circuit, with automatic adjustment of drawbar pull and speed, independent from working hydraulics. 4-wheel drive from reduction gear on front axle via cardan shaft to rear axle. Infinitely variable speed control forward and reverse. 2 speed ranges:

2 speed ranges :	"Low"	0-6 km/h
	"High"	0-20 km/h
4 speed ranges (high-speed version optional):	"Low"	0-6 / 0-17 km/h
	"High"	0-11 / 0-30 km/h

[AXLES]

Front: Oscillating planetary drive axle, oscillating angle	14°
Rear: Rigid planetary drive axle.	Starr angelenkte Planetenriebachse.

[TIRES]

Standard 8.25-20, 12 PR twin tires

[BRAKES]

Service brake: Hydraulic pump accumulator two-circuit brake, acting on oil-immersed multi-disc brakes of front and rear axle

Excavator brake: Acting on front and rear axle due to lockable service brake

Auxiliary brake: Hydrostatic travel drive in closed circuit acting as non-wearing auxiliary brake

Parking brake: Hydraulic spring-loaded brake, electrically actuated

[STEERING]

Fully hydraulically controlled front axle with integrated steering cylinder

Max. steering angle 35°

[OPERATING DATA, STANDARD EQUIPMENT]

Operating weight (two-piece articulated boom "TPA") acc. to ISO 6016	6 800 kg
Operating weight (circular boom) acc. to ISO 6016	7 600 kg
Total length, travel position (TPA boom)	5 210 mm
Total height, travel position (TPA boom)	3 595 mm
Transport dimensions: TPA boom / Circular boom (L x H)	5 710 x 2 920 mm
Total width (twin tires)	2 190 mm
Total height (top of cab)	2 920 mm
Track width	1 682 mm
Wheelbase	2 125 mm
Ground clearance below cardan shaft	420 mm
Turning radius (front-axle steering / 4-wheel steering)	6 700 / 5 700 mm
Uppercarriage tailswing	1 450 mm
Uppercarriage frontswing	2 750 mm
Working envelope 180°	4 200 mm
Working envelope 360°	5 500 mm
Bucket digging force acc. to ISO 6015	38 kN
Stick digging force acc. to ISO 6015	30 kN

[HYDRAULIC SYSTEM]

Travel hydraulics: Closed circuit, independent from working hydraulics

Pump capacity, max. max. 96 l/min

Working pressure, max. max. 420 bar

Working hydraulics: Axial piston variable-capacity pump with flow rate adjustment and pressure cut-off.

2-circuit hydraulic system. Sensitive maneuvers irrespective of loads.

Max. pump capacity max. 151 l/min

Working pressure, max. max. 250 bar

The thermostatically controlled oil circuit ensures that the oil temperature is promptly reached and avoids overheating. Return filter installed in oil tank allows for eco-friendly replacement of filter elements.

Variable displacement pump for all positioning and swing movements

Max. pump capacity max. 45/min

Working pressure, max. max. 210 bar

Control circuit for work attachments, proportionally operated
Pump capacity, progressively adjustable

Working pressure, max. max. 250 bar

Two servo-assisted joystick controls (ISO) for excavator operations

SPECIFICATIONS



[SWING SYSTEM]

Hydrostatic drive with 2-stage planetary gear and axial piston fixed displacement motor, also acts as wear-resistant brake

In addition, spring-loaded multi-disc brake acting as parking brake

Swing speed 0-10 min⁻¹

[KNICKMATIK®]

Lateral parallel adjustment of boom arrangement at full dig depth

Angle of articulation / lateral adjustment left 48° / 735 mm

Angle of articulation / lateral adjustment right 72° / 880 mm

[FLUID CAPACITIES]

Fuel tank 150 l

Hydraulic system (incl. tank) 180 l

[CAB]

Spacious, sound-insulated full-vision steel cab (ROPS certified)

Sliding window in cab door

Safety glass windows, thermo windows tinted in green

Skylight thermo window, bronze tinted

Panoramic rear window

Front window supported by pneumatic springs, lockable for ventilation and slidable under cab roof

Windscreen washer system

Storage compartment

Preparation for radio installation

Cab heating with front window defroster by coolant heat exchanger with stepless fan. Fresh air and recirculating air filters

Left-hand outside rear-view mirror

Operator's seat MSG 85 (comfort version), hydraulic damping, extra-high backrest, tilt-adjustable armrests, longitudinal-horizontal suspension, mechanical lumbar support.

Lap belt

Instrument panel on the right-hand side of the operator's seat with visual & acoustic warning device, hour-meter and safety module

Working floodlights Halogen H-3

[NOISE LEVEL]

Sound pressure level (LpA) in cab 77 dB(A)

Sound power level (LWA) around the machine according to 2000/14/EC 99 dB(A)

[WORK ATTACHMENTS]

BUCKETS

Bucket, QAS, light material, without teeth 300 mm wide, capacity 87 l | Bucket, QAS, light material, without teeth 400 mm wide, capacity 127 l | Bucket, QAS, light material, without teeth 600 mm wide, capacity 212 l | Bucket, QAS 300 mm wide, capacity 87 l | Bucket, QAS 400 mm wide, capacity 127 l | Bucket, QAS 500 mm wide, capacity 169 l | Bucket, QAS 600 mm wide, capacity 212 l | Bucket, QAS 800 mm wide, capacity 303 l | Ditch-cleaning bucket, QAS 1,250 mm wide, capacity 251 l | Swing bucket, QAS 1,250 mm wide, capacity 220 l

[OPTIONAL EQUIPMENT]

BOOM OPTIONS

Circular boom, with 1,600 mm dipperstick | TPA boom, with 1,950 mm dipperstick

PROVISIONAL



SPECIFICATIONS

TIRES

365/70 R 18 MPT E-70 Conti (single tires, vehicle width 1,985 mm) | 500/45-20 (single wide tires)

HYDRAULIC SYSTEM

Open return Biodegradable hydraulic oil / ester-based HLP 68 (Panolin) | Fingertip' control incl. second additional control circuit on left joystick | Fingertip' control incl. third additional control circuit on left joystick | Hose-rupture / load-retaining valve for dipperstick and intermediate boom (TPA boom) | Hose-rupture / load-retaining valve for dipperstick and intermediate boom (circular boom) | Conversion from ISO controls to SAE controls

DRIVER'S STAND

Operator's seat MSG 95 (premium version), air damping, extra-high backrest and tilt-adjustable armrests, longitudinal-horizontal suspension, seat and backrest heating, pneumatic lumbar support | Klimatronic Thermoelectric cooler

OTHER WORK ATTACHMENTS

Ripper tooth / QAS (1 tooth) | Load hook integrated in quick-attach system | Hydraulic hammer | Quick-hitch adapter for hydraulic hammer | Augers Bolt-on load hook for bucket rod | Further work attachments available on request

CAB

Lighting package: 1 double beam working floodlight - cab-mounted rear center, 1 working floodlight cab-mounted - front right | Roof protective grating, FOPS certified | Yellow rotating beacon Radio set installation kit | Sliding window on right-hand side

OPTIONAL SUPPORT / DOZER SYSTEMS

Rear support blade 2,200 mm wide (with twin and wide tires) | Rear support blade, 1,990 mm wide (with single tires) | Outrigger plates, flat, oscillating | Outrigger plates, rubber-coated, oscillating | Front dozer blade, 2,200 mm wide

OTHER OPTIONAL EQUIPMENT

Four-wheel steering switchable from four-wheel to crab steering | Electrical refueling pump | Quick-hitch system, mechanical, type MS08 | Quick-hitch system, hydraulic, type HS08 | Anti-theft device (immobiliser) | Engine-independent diesel heater with fresh air circulation and timer | Additional rear weight, 107 kg | Rear view camera | Additional tool box Special coating / adhesive films | Steering change-over in case of blade operation | Further optional equipment available on request



YANMAR



Yanmar Construction Equipment Europe
25, rue de la Tambourine, 52100 SAINT-DIZIER
France

ycee-contact@yanmar.com

www.yanmarconstruction.eu

Printed in France - Materials and specifications are subject to change from the manufacturer without notice - Please contact your local Yanmar Construction Equipment Europe dealer for further information.

GB_B75W_0317