



YANMAR

MIDI EXCAVATOR

SV85



| | |
|------------------------|-----------------|
| Operating weight | 8 200 kg |
| Engine power | 55,4 kW (75 CV) |
| Bucket capacity | 87 - 305 l |
| Digging force (arm) | 42,6 kN |
| Digging force (bucket) | 53,2 kN |

The partner to your success



COMPACTNESS

The SV85 makes no compromise between performance and compactness. This 8,2-ton machine offers the same comfort and work precision as a large midi excavator. It has all the advantages of a compact model with a small radius of rotation, making it the perfect machine for downtown construction, road construction or material handling. Yanmar's experience allow to provides you an efficient and intuitive machine, easy to use and in which you can work on the most diverse sites.



ENGINE

Complies with EU Phase III B / EPA Tier 4 final standards, guaranteeing reduced fuel consumption and emissions.



QUALITY OF COMPONENTS

Components developed in Europe and renowned for their excellent quality. The design and performance of the components make it possible to carry out heavy construction tasks and ensure a long service life.



HIGH PERFORMANCE

Improvement of the components of the powerline (hydraulic, distributing engine, pump): not to have to choose between power and compactness. The Yanmar customers can so make heavy tasks of construction site in narrow spaces.





EASY MAINTENANCE

Every component associated with the maintenance of the machine is designed to be the simplest possible and facilitate the maintenance. The filling tank can be realized easily thanks to a service door easily accessible. Hood opens smoothly thanks to cylinders. The main organs of the machine are accessible quickly. Trapdoor of maintenance can be opened without tools.



CAB

Designed to ensure maximum comfort and productivity for the operator, the booths are equipped with a damping system for noise and vibration. They are ROPS / FOPS certified.



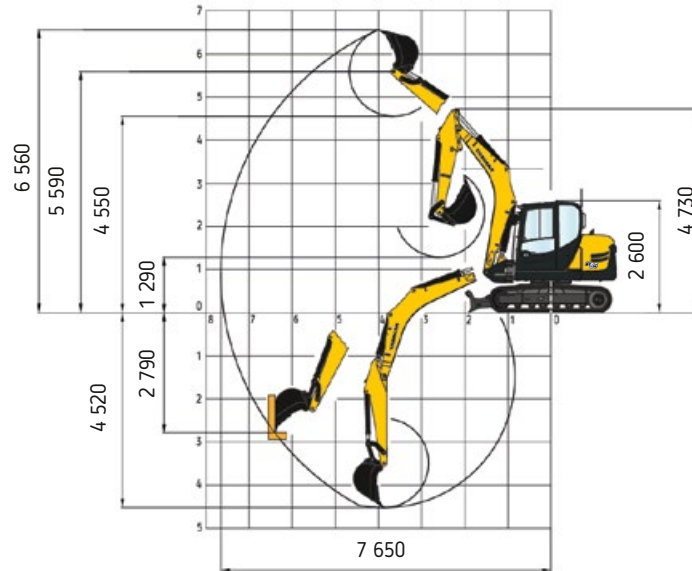
EASY TO USE

The front axle is pivoted in an electrically proportional manner. Various additional functions are integrated directly to movements with exceptional precision.

SPECIFICATIONS



WORKING RANGES & DIMENSIONS: MONOBLOC BOOM (MM)



LIFTING CAPACITIES

| Height | | Load radius from center of ring gear | | | | | | | | | |
|--------|--|--------------------------------------|------|-------|------|-------|------|-------|------|------|------|
| | | 3,0 m | | 4,0 m | | 5,0 m | | 6,0 m | | Max | |
| | | | | | | | | | | | |
| 3,0 m | | - | - | 2,10 | 1,53 | 2,00 | 1,30 | 1,70 | 0,90 | 1,70 | 0,90 |
| | | - | - | 2,00 | 1,50 | 1,40 | 1,20 | 1,00 | 0,90 | 0,90 | 0,80 |
| 1,5 m | | - | - | 3,20 | 1,42 | 2,30 | 1,20 | 1,80 | 0,90 | 1,50 | 0,70 |
| | | - | - | 1,80 | 1,39 | 1,30 | 1,10 | 0,90 | 0,80 | 0,80 | 0,70 |
| 0 m | | - | 2,20 | 3,20 | 1,28 | 2,30 | 1,10 | 1,70 | 0,80 | 1,30 | 0,70 |
| | | - | 2,00 | 1,70 | 1,23 | 1,20 | 1,00 | 0,90 | 0,80 | 0,80 | 0,70 |
| -1,0 m | | 3,50 | 2,20 | 2,90 | 1,10 | 1,90 | 1,10 | 1,40 | 0,80 | 1,30 | 0,70 |
| | | 2,60 | 2,00 | 1,60 | 1,10 | 1,10 | 1,00 | 0,90 | 0,80 | 0,80 | 0,70 |

All values in tons (t) were determined acc. to ISO 10567 and include a stability factor of 1.33 or 87% of the hydraulic lifting capacity. All values were determined with quick-attach system but without bucket. In case of mounted-on work attachments, the deadweights of the work attachments must be deducted from the permissible operating loads. Working equipment: Rubber crawlers.

Abbreviations: S = Supported by blade, T = Traveling

DIMENSIONS

Fig. 1, 2, 3, 4: Views

Work equipment: Monobloc boom with dipperstick 2000 mm


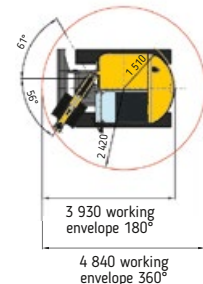


Fig. 7, 8: Transport position
Monobloc boom

Fig. 9, 10: Working envelope
Monobloc boom



PROVISIONAL

SPECIFICATIONS

[ENGINE]

| | |
|---|---|
| Manufacturer, model | Deutz, TCD 2.9 L4 |
| Type | Turbo diesel engine with intercooler, exhaust-gas optimized EU Stage III B, EPA TIER IV final |
| Combustion | 4-stroke cycle, Common Rail injection |
| Displacement | 2 900 cm ³ |
| Net power rating at 2,200 rpm (ISO 14396) | 55,4 kW (75 PS) |
| Max. torque | 300 Nm at 1 600 rpm |
| Cooling system | Water |

[ELECTRICAL SYSTEM]

| | |
|-------------------|------------------------|
| Nominal voltage | 12 V |
| Battery | 12 V / 105 Ah |
| Generator | 14 V / 95 Ah |
| Starter | 12 V / 2,6 kW (3,5 CV) |
| Cold-starting aid | Glow plugs 12 V |

[TRANSMISSION]

| | |
|---|-------------------|
| Hydrostatic travel drive with planetary reduction gears on sprocket drives. Multi-disc brake acting as parking brake, automatically bled. 2-stage variable displacement motor, full power shift | |
| 2 speed ranges: Travel speed, forward and reverse | 0-2,7 / 5,4 km/h |
| Gradeability | 60 % |
| Drawbar pull 1st / 2 nd speed range | 6 579 / 3 282 daN |

[UNDERCARRIAGE]

| | |
|---|-------------------|
| Maintenance-friendly B1 track-type undercarriage with triple grouser plates or rubber crawlers. Idler suspension with hydraulic crawler-chain tensioning. | |
| Width rubber crawlers / steel crawlers | 450 / max. 600 mm |
| Total length (sprocket - idler) | 2 200 / 2 250 mm |
| Total length (undercarriage) | 2 850 mm |

[SWING SYSTEM]

Hydrostatic drive with 2-stage planetary gear and axial piston fixed displacement motor, also acts as wear-resistant brake. In addition, spring-loaded multi-disc brake acting as parking brake.

Swing speed 0-11 min⁻¹

[KNICKMATIK®]

Lateral parallel adjustment of boom arrangement at full dig depth.

| | |
|--|--------------|
| Angle of articulation / lateral adjustment left | 56° / 650 mm |
| Angle of articulation / lateral adjustment right | 61° / 990 mm |

[FLUID CAPACITIES]

| | |
|-------------------------------|-------|
| Fuel tank | 130 l |
| Hydraulic system (incl. tank) | 140 l |

[OPERATING DATA, STANDARD EQUIPMENT]

| | |
|---|----------------------------|
| Operating weight (circular boom) acc. to ISO 6016 | 8 600 kg |
| Undercarriage (steel crawlers) | 500 mm +250 kg |
| Transport dimensions: monobloc boom / circular boom (L x H) | 5 960 x 2 600 mm |
| Total width with dozer blade | 2 330 mm |
| Total height (top of cab) | 2 600 mm |
| Ground clearance | 410 mm |
| Reach max. (circular boom) | 7 720 mm |
| Digging depth max. (circular boom) | 4 520 / 3 910 mm |
| Uppercarriage tailswing | 1 510 mm |
| Uppercarriage frontswing (circular boom) | 2 420 / 1 765 mm |
| Working envelope 180° (circular boom) | 3 930 / 3 275 mm |
| Working envelope 360° (circular boom) | 4 840 / 3 530 mm |
| Digging force (arm) acc. to ISO 6015 | 46,2 kN |
| Specific ground pressure, rubber crawlers | 0,37 daN / cm ² |
| Specific ground pressure, steel crawlers | 0,38 daN / cm ² |

SPECIFICATIONS



[HYDRAULIC SYSTEM]

Working hydraulics: Axial-piston variable displacement pump with load sensing, coupled with a load-independent flow distribution (LUDV).

Simultaneous, independent control of all movements. Sensitive maneuvers irrespective of loads.

Max. pump capacity 156 l / min

Working pressure, max. 280 bar

The thermostatically controlled oil circuit ensures that the oil temperature is promptly reached and avoids overheating.

Return filter installed in oil tank allows for eco-friendly replacement of filter elements.

Gear pump for all positioning and swing movements. Pressure cut-off valve for sensitive and energysaving swing movements.

Max. pump capacity 68 l / min

Working pressure, max. 230 bar

Control circuit for work attachments: 100 l/min

Working pressure, max. 280 bar

Two servo-assisted joystick controls (ISO) for excavator operations.

[CAB]

Spacious, sound-insulated full-vision steel cab (ROPS certified). Sliding window in cab door. Safety glass windows, thermo windows tinted in green. Skylight thermo window, bronze tinted.

Panoramic rear window. Front window supported by pneumatic springs, slidable under cab roof. Ventilation position by tilting the front window. Windshield washer system.

Storage compartment. Preparation for radio installation. Left-hand outside rear-view mirror.

Cab heating with front window defroster by coolant heat exchanger with stepless fan.

Fresh air and recirculating air filters.

Operator's seat MSG 85 (comfort version), hydraulic damping, extra-high backrest, tilt-adjustable armrests, longitudinal-horizontal suspension, mechanical lumbar support.

Lap belt. Instrument panel on the right-hand side of the operator's seat with visual & acoustic warning device, hour-meter and safety module.

Working floodlights Halogen H-3.

Sound level values in compliance with EC-directives.

*FOPS-approved only with skylight guard (optional)

[ACCESSORIES]

Yanmar gives you the accessories that fit your needs and match the safety standards in force in your country: mechanical quick coupler, hydraulic quick coupler, ditching buckets, swinging buckets, backhoe bucket, hydraulic hammer...



SPECIFICATIONS

[OPTIONAL EQUIPMENT]

BOOM OPTIONS

Monobloc boom, with dipperstick 2000 mm

CRAWLER CHAIN OPTIONS

Rubber crawler track, 450 mm wide | Steel crawler track, up to 600 mm wide | Rubber-coated steel crawler chain 'Roadliner', 450 mm wide.

OPTIONAL SUPPORT/DOZER SYSTEMS

Front dozer blade, 2480 mm wide | Front dozer blade, extra-long version

HYDRAULIC SYSTEM

Second control circuit (e.g. for sorting grab) | Biodegradable hydraulic oil / ester-based HLP 68 (Panolin) | Open return Float position dozer blade | Fingertip' control incl. second additional control circuit on left joystick | Fingertip' control incl. third additional control circuit on left joystick | Excavator control changeover: ISO-SAE

DIESEL ENGINE

Diesel particulate filter | Automatic idle

CAB

Lighting package: 1 double beam working floodlight - cab-mounted rear center, 1 working floodlight cab-mounted - front right | FOPS - skylight guard | Additional boom-mounted working floodlight | Radio set installation kit | Yellow rotating beacon | Sliding window on right-hand side.

OPERATOR'S STAND

Operator's seat MSG 95 (premium version), air damping, extra-high backrest and tilt-adjustable armrests, longitudinal-horizontal suspension, seat and backrest heating, pneumatic lumbar support | Klimatronic Thermoelectric cooler

OTHER OPTIONAL EQUIPMENT

Anti-theft device (immobilizer) | Quick-attach system, mechanical, type MS08 | Quick-attach system, hydraulic, type HS08 | Hydraulic installation for quick-attach system Electrical refueling pump | Additional rear weight, 229 kg Engine-independent diesel heater with fresh air circulation and timer | Special coating / adhesive films | Further optional equipment available on request



YANMAR



Yanmar Construction Equipment Europe
25, rue de la Tambourine, 52100 SAINT-DIZIER
France

ycee-contact@yanmar.com

www.yanmarconstruction.eu

Printed in France - Materials and specifications are subject to change from the manufacturer without notice - Please contact your local Yanmar Construction Equipment Europe dealer for further information.

GB_SV85-2PB_0317